

PROJECT	CUSTOMER	TRAIN
Xtrapolis-PRASA	PRASA	211 – TFD

RTR Train Functional Dynamic Testing TS211 Report
GIB0000006244






	CREATED	VERIFIED	APPROVED	DISTRIBUTION
Name	Kealeboga MOCWAGOLE	Nkululeko NDOVELA	Kgomotso NKOANA	Confidentiality Category <i>Restricted</i> <i>Project</i> <i>Normal</i> <input type="checkbox"/> <input type="checkbox"/> <input checked="" type="checkbox"/>
Date	11/03/2024	11/03/2024	11/03/2024	Control Category <i>Controlled</i> <i>Not Controlled</i> <input checked="" type="checkbox"/> <input type="checkbox"/>
Signature				Language EN

This report has been automatically generated from TES version 1

Table of modifications

Rev	Date	Modifications Content	Writer
A0	11/03/2024	Creation	Kealeboga MOCWAGOLE

Internal validations

	Name	Function	Date	Signature
Creator	Kealeboga MOCWAGOLE	EPU Manager	11/03/2024	X  Kealeboga MOCWAGOLE EPU Manager
Verifier	Nkululeko NDOVELA	Test Engineering Manager	11/03/2024	X  Nkululeko NDOVELA Test Engineering Manager
Approver	Kgomotso NKOANA	Test Expert	11/03/2024	X  Kgomotso NKOANA Test Expert

Execution Plan

Start Date	07/03/2024
End Date	07/03/2024

Contents

Section 1 - Purpose / Objectives

Section 2 - Dynamic

2.3 Instructions list

Section 3 - Report summaries

3.2 Results status

Section 1 – Purpose / Objectives



Serial Tests Report TS211 – TFD RTR Train Functional Static Test Report	Document Reference GIB0000006244 Version: A0	Emission date 11/03/2024
---	--	-----------------------------

Section 2 – Dynamic

2.3 Instructions list

2.3.1 TFD-Dynamic

I - Information A - Action R - Result NE - Not Executed

N°	Type	Instruction	File	Result status	Result value	Operator	Vehicle
10001	I	Dynamic Test		OK		Fhatuwane Tshiovhe - 416263	Train
10002	I	Initial conditions		OK		Fhatuwane Tshiovhe - 416263	Train
10003	I	This test shall be done under dry weather conditions i.e. no rain		OK		Fhatuwane Tshiovhe - 416263	Train
10004	I	This test shall be carried out on a straight rail(R>=700m). The track must be well bedded with a maximum gradient =<5% of 3 km length. The track must be dry and clean before commencing the test to prevent degraded adhesion conditions.		OK		Fhatuwane Tshiovhe - 416263	Train
10005	I	The catenary nominal voltage should be 3.3 +/- 0.3 kV DC.		OK		Fhatuwane Tshiovhe - 416263	Train
10006	I	The test must be done with a complete 6-car configuration Prasa X'Trapolis Train.		OK		Fhatuwane Tshiovhe - 416263	Train
10007	I	All routine static tests must be completed before commencing with this test, unless authorization has been given by Management		OK		Fhatuwane Tshiovhe - 416263	Train
10008	I	Dynamic Pre-Test has been completed		OK		Fhatuwane Tshiovhe - 416263	Train
10009	I	The test shall be performed in M1 load configuration		OK		Fhatuwane Tshiovhe - 416263	Train
10010	I	Have a laptop ready with Train Tracer installed and loaded with the dashboard attached.		OK		Fhatuwane Tshiovhe - 416263	Train
10011	I	Refer to this image for all lamp in alarm module		OK		Fhatuwane Tshiovhe - 416263	Train
10012	I	Initial Conditions		OK		Fhatuwane Tshiovhe - 416263	Train
10013	I	Deadman switch 60S1 is in NORMAL position on both TC cars		OK		Fhatuwane Tshiovhe - 416263	Train

10014	I	The Traction Isolation switch 22S1 should be in NORMAL position on both TC cars		OK		Fhatuwane Tshiovhe - 416263	Train
10015	A	Put the ERTMS switch 62S1 in ISOLATION position in both TC cars		OK		Fhatuwane Tshiovhe - 416263	Train
10016	A	Apply the Safety procedure for movements before starting the test below		OK		Fhatuwane Tshiovhe - 416263	Train
10017	I	All traction units are in black colour on the DDU maintenance screen		OK		Fhatuwane Tshiovhe - 416263	Train
10018	A	Prepare the train in high voltage with active cab on TC1		OK		Fhatuwane Tshiovhe - 416263	Train
10019	R	Read Min [TT] BKT_LineVoltageGl : $2700 \leq x$		OK	3248.82	Sithembile Xulu - 416253	Train
10020	I	Movement preparation		OK		Sithembile Xulu - 416253	Train
10021	A	Put the switch 45S1 to 0 position to release the parking brake		OK		Sithembile Xulu - 416253	Train
10022	A	Select Driving Mode to EFFORT position		OK		Sithembile Xulu - 416253	Train
10023	A	Put the direction selector switch in FORWARD position in TC1		OK		Sithembile Xulu - 416253	Train
10024	R	Lamp 31H1 is "ON" on the alarm module		OK		Sithembile Xulu - 416253	Train
10025	R	TA appears on DDU screen		OK		Sithembile Xulu - 416253	Train
10026	A	Force [TT] (TBCU1)DSP2_WR_inv_B_inv_on = 0.0		OK		Sithembile Xulu - 416253	Train
10027	A	Force [TT] (TBCU2)DSP2_WR_inv_B_inv_on = 0.0		OK		Sithembile Xulu - 416253	Train
10028	A	Force [TT] (TBCU3)DSP2_WR_inv_B_inv_on = 0.0		OK		Sithembile Xulu - 416253	Train
10029	A	Force [TT] (TBCU4)DSP2_WR_inv_B_inv_on = 0.0		OK		Sithembile Xulu - 416253	Train
10030	A	Slowly move the Master Controller to TRACTION position		OK		Sithembile Xulu - 416253	Train

10031	R	The train does not move		OK		Sithembile Xulu - 416253	Train
10032	R	Read Defined Variable [TT] (MPU1)BKT_Tbcu1EffAchPerc = 0.0		OK	0	Sithembile Xulu - 416253	Train
10033	R	Read Defined Variable [TT] (MPU1)BKT_Tbcu2EffAchPerc = 0.0		OK	0	Sithembile Xulu - 416253	Train
10034	R	Read Defined Variable [TT] (MPU1)BKT_Tbcu3EffAchPerc = 0.0		OK	0	Sithembile Xulu - 416253	Train
10035	R	Read Defined Variable [TT] (MPU1)BKT_Tbcu4EffAchPerc = 0.0		OK	0	Sithembile Xulu - 416253	Train
10036	A	Release [TT] (TBCU1)DSP2_WR_inv_B_inv_on		OK		Sithembile Xulu - 416253	Train
10037	A	Release [TT] (TBCU2)DSP2_WR_inv_B_inv_on		OK		Sithembile Xulu - 416253	Train
10038	A	Release [TT] (TBCU3)DSP2_WR_inv_B_inv_on		OK		Sithembile Xulu - 416253	Train
10039	A	Release [TT] (TBCU4)DSP2_WR_inv_B_inv_on		OK		Sithembile Xulu - 416253	Train
10040	A	Put the direction selector switch in NEUTRAL position in TC1		OK		Sithembile Xulu - 416253	Train
10041	R	Read Defined Variable [TT] (MPU1)bcu1_tlnb = 0.0		OK	0	Sithembile Xulu - 416253	Train
10042	R	Read Defined Variable [TT] (MPU1)li_drc_tc1dsnozeror1 = 0.0		OK	0	Sithembile Xulu - 416253	Train
10043	A	Put the direction selector switch to FORWARD and again in NEUTRAL position to reset the emergency brake		OK		Sithembile Xulu - 416253	Train
10044	I	Traction and Electric Brake - Wheel Turn Test		OK		Sithembile Xulu - 416253	Train
10045	A	Prepare and run Dynamic dashboard		OK		Sithembile Xulu - 416253	Train
10046	A	Record and SAVE the above dashboard for each car		OK		Sithembile Xulu - 416253	Train
10047	I	Traction and Brake M4 - Wheel Turn Test		OK		Sithembile Xulu - 416253	Train
10048	A	Force [TT]		OK		Sithembile Xulu - 416253	Train

		(TBCU1)DSP2_WR_inv_B_inv_on = 0.0					
10049	A	Force [TT] (TBCU2)DSP2_WR_inv_B_inv_on = 0.0		OK		Sithembile Xulu - 416253	Train
10050	A	Force [TT] (TBCU3)DSP2_WR_inv_B_inv_on = 0.0		OK		Sithembile Xulu - 416253	Train
10051	R	Read Defined Variable [TT] (MPU1)BKT_Tbcu1TcuDinC1 = 1.0		OK	1	Sithembile Xulu - 416253	Train
10052	R	Read Defined Variable [TT] (MPU1)BKT_Tbcu2TcuDinC2 = 1.0		OK	1	Sithembile Xulu - 416253	Train
10053	R	Read Defined Variable [TT] (MPU1)BKT_Tbcu3TcuDinC3 = 1.0		OK	1	Sithembile Xulu - 416253	Train
10054	R	Read Defined Variable [TT] (MPU1)BKT_Tbcu4TcuDinC4 = 1.0		OK	1	Sithembile Xulu - 416253	Train
10055	A	Put the direction selector switch in FORWARD position		OK		Sithembile Xulu - 416253	Train
10056	A	Put the Master controller in 100% TRACTION immediately, accelerate to speed 15 km/h		OK		Sithembile Xulu - 416253	Train
10057	R	The train is moving forward towards TC1 direction		OK		Sithembile Xulu - 416253	Train
10058	R	Read Min [TT] (MPU1)BKT_Tbcu4EffAchPerc : 1<= x		OK	100	Sithembile Xulu - 416253	Train
10059	R	Read Defined Variable [TT] (MPU1)BKT_Tbcu2EffAchPerc = 0.0		OK	0	Sithembile Xulu - 416253	Train
10060	R	Read Defined Variable [TT] (MPU1)BKT_Tbcu3EffAchPerc = 0.0		OK	0	Sithembile Xulu - 416253	Train
10061	R	Read Defined Variable [TT] (MPU1)BKT_Tbcu1EffAchPerc = 0.0		OK	0	Sithembile Xulu - 416253	Train
10062	I	For FORWARD direction: Speed sensor 1 axle 1 (+) Speed sensor 2 axle 1 (direction) (-) Speed sensor axle 2 (+) Speed sensor axle 3 (+) Speed sensor axle 4 (+)		OK		Sithembile Xulu - 416253	Train
10063	R	Read Min [TT]		OK	3.91	Sithembile Xulu - 416253	Train

		(TBCU4)dsp2_rd_inv_fq_axle0_4 : 1<= x					
10064	R	Result Max [TT] (TBCU4)dsp2_rd_inv_fq_axle1_4 : x <= 0		OK	-4.32	Sithembile Xulu - 416253	Train
10065	R	Read Min [TT] (TBCU4)dsp2_rd_inv_fq_axle2_4 : 1<= x		OK	4.74	Sithembile Xulu - 416253	Train
10066	R	Read Min [TT] (TBCU4)dsp2_rd_inv_fq_axle3_4 : 1<= x		OK	5.29	Sithembile Xulu - 416253	Train
10067	R	Read Min [TT] (TBCU4)dsp2_rd_inv_fq_axle4_4 : 1<= x		OK	6.29	Sithembile Xulu - 416253	Train
10068	A	Put the Master controller in BRAKE position until the train comes to a complete stop		OK		Sithembile Xulu - 416253	Train
10069	A	Put the direction selector switch in REVERSE position		OK		Sithembile Xulu - 416253	Train
10070	A	Put the Master controller in TRACTION position and slowly accelerate to speed <5 km/h		OK		Sithembile Xulu - 416253	Train
10071	R	The train is moving backward towards TC2 direction		OK		Sithembile Xulu - 416253	Train
10072	R	Result Max [TT] (TBCU4)dsp2_rd_inv_fq_axle0_4 : x <= 0		OK	-0.95	Sithembile Xulu - 416253	Train
10073	R	Read Min [TT] (TBCU4)dsp2_rd_inv_fq_axle1_4 : 1<= x		OK	1.05	Sithembile Xulu - 416253	Train
10074	A	Put the Master controller in BRAKE position until the train comes to a complete stop		OK		Sithembile Xulu - 416253	Train
10075	A	Release [TT] (TBCU1)DSP2_WR_inv_B_inv_on		OK		Sithembile Xulu - 416253	Train
10076	I	Traction and Brake M1 - Wheel Turn Test		OK		Sithembile Xulu - 416253	Train
10077	A	Force [TT] (TBCU4)DSP2_WR_inv_B_inv_on = 0.0		OK		Sithembile Xulu - 416253	Train


10078	A	Put the direction selector switch in FORWARD position		OK		Sithembile Xulu - 416253	Train
10079	A	Put the Master controller in 100% TRACTION immediately, accelerate to speed 15 km/h		OK		Sithembile Xulu - 416253	Train
10080	R	The train is moving forward towards TC1 direction		OK		Sithembile Xulu - 416253	Train
10081	R	Read Min [TT] (MPU1)BKT_Tbcu1EffAchPerc : 1<= x		OK	101	Sithembile Xulu - 416253	Train
10082	R	Read Defined Variable [TT] (MPU1)BKT_Tbcu2EffAchPerc = 0.0		OK	0	Sithembile Xulu - 416253	Train
10083	R	Read Defined Variable [TT] (MPU1)BKT_Tbcu3EffAchPerc = 0.0		OK	0	Sithembile Xulu - 416253	Train
10084	R	Read Defined Variable [TT] (MPU1)BKT_Tbcu4EffAchPerc = 0.0		OK	0	Sithembile Xulu - 416253	Train
10085	R	Read Min [TT] (TBCU1)dsp2_rd_inv_fq_axle0_1 : 1<= x		OK	3.22	Sithembile Xulu - 416253	Train
10086	R	Result Max [TT] (TBCU1)dsp2_rd_inv_fq_axle1_1 : x <= 0		OK	-3.61	Sithembile Xulu - 416253	Train
10087	R	Read Min [TT] (TBCU1)dsp2_rd_inv_fq_axle2_1 : 1<= x		OK	3.9	Sithembile Xulu - 416253	Train
10088	R	Read Min [TT] (TBCU1)dsp2_rd_inv_fq_axle3_1 : 1<= x		OK	4.2	Sithembile Xulu - 416253	Train
10089	R	Read Min [TT] (TBCU1)dsp2_rd_inv_fq_axle4_1 : 1<= x		OK	4.45	Sithembile Xulu - 416253	Train
10090	A	Put the Master controller in BRAKE position until the train comes to a complete stop		OK		Sithembile Xulu - 416253	Train
10091	A	Put the direction selector switch in REVERSE position		OK		Sithembile Xulu - 416253	Train
10092	A	Put the Master controller in TRACTION position and slowly accelerate to speed <5 km/h		OK		Sithembile Xulu - 416253	Train

10093	R	The train is moving backward towards TC2 direction		OK		Sithembile Xulu - 416253	Train
10094	R	Result Max [TT] (TBCU1)dsp2_rd_inv_fq_axle0_1 : x ≤ 0		OK	-1.71	Sithembile Xulu - 416253	Train
10095	R	Read Min [TT] (TBCU1)dsp2_rd_inv_fq_axle1_1 : 1≤ x		OK	1.83	Sithembile Xulu - 416253	Train
10096	A	Put the Master controller in BRAKE position until the train comes to a complete stop		OK		Sithembile Xulu - 416253	Train
10097	A	Release [TT] (TBCU2)DSP2_WR_inv_B_inv_on		OK		Sithembile Xulu - 416253	Train
10098	I	Traction and Brake M2 - Wheel Turn Test		OK		Sithembile Xulu - 416253	Train
10099	A	Force [TT] (TBCU1)DSP2_WR_inv_B_inv_on = 0.0		OK		Sithembile Xulu - 416253	Train
10100	A	Put the direction selector switch in FORWARD position		OK		Sithembile Xulu - 416253	Train
10101	A	Put the Master controller in 100% TRACTION immediately, accelerate to speed 15 km/h		OK		Sithembile Xulu - 416253	Train
10102	R	The train moves forward towards TC1 direction		OK		Sithembile Xulu - 416253	Train
10103	R	Read Defined Variable [TT] (MPU1)BKT_Tbcu1EffAchPerc = 0.0		OK	0	Sithembile Xulu - 416253	Train
10104	R	Read Min [TT] (MPU1)BKT_Tbcu2EffAchPerc : 1≤ x		OK	100	Sithembile Xulu - 416253	Train
10105	R	Read Defined Variable [TT] (MPU1)BKT_Tbcu3EffAchPerc = 0.0		OK	0	Sithembile Xulu - 416253	Train
10106	R	Read Defined Variable [TT] (MPU1)BKT_Tbcu4EffAchPerc = 0.0		OK	0	Sithembile Xulu - 416253	Train
10107	R	Result Max [TT] (TBCU2)dsp2_rd_inv_fq_axle0_2 : x ≤ 0		OK	-2.48	Sithembile Xulu - 416253	Train
10108	R	Read Min [TT]		OK	2.91	Sithembile Xulu - 416253	Train

		(TBCU2)dsp2_rd_inv_fq_axle1_2 : 1<= x					
10109	R	Read Min [TT] (TBCU2)dsp2_rd_inv_fq_axle2_2 : 1<= x		OK	3.49	Sithembile Xulu - 416253	Train
10110	R	Read Min [TT] (TBCU2)dsp2_rd_inv_fq_axle3_2 : 1<= x		OK	3.8	Sithembile Xulu - 416253	Train
10111	R	Read Min [TT] (TBCU2)dsp2_rd_inv_fq_axle4_2 : 1<= x		OK	4.39	Sithembile Xulu - 416253	Train
10112	A	Put the Master controller in BRAKE position until the train comes to a complete stop		OK		Sithembile Xulu - 416253	Train
10113	A	Put the direction selector switch in REVERSE position		OK		Sithembile Xulu - 416253	Train
10114	A	Put the Master controller in TRACTION position and slowly accelerate to speed <5 km/h		OK		Sithembile Xulu - 416253	Train
10115	R	The train moves backward towards TC2 direction		OK		Sithembile Xulu - 416253	Train
10116	R	Read Min [TT] (TBCU2)dsp2_rd_inv_fq_axle0_2 : 1<= x		OK	1.37	Sithembile Xulu - 416253	Train
10117	R	Result Max [TT] (TBCU2)dsp2_rd_inv_fq_axle1_2 : x <= 0		OK	-1.56	Sithembile Xulu - 416253	Train
10118	A	Put the Master controller in BRAKE position until the train comes to a complete stop		OK		Sithembile Xulu - 416253	Train
10119	A	Release [TT] (TBCU3)DSP2_WR_inv_B_inv_on		OK		Sithembile Xulu - 416253	Train
10120	I	Traction and Brake M3 - Wheel Turn Test		OK		Sithembile Xulu - 416253	Train
10121	A	Force [TT] (TBCU2)DSP2_WR_inv_B_inv_on = 0.0		OK		Sithembile Xulu - 416253	Train
10122	A	Put the direction selector switch in FORWARD position		OK		Sithembile Xulu - 416253	Train

10123	A	Put the Master controller in 100% TRACTION immediately, accelerate to speed 15 km/h		OK		Sithembile Xulu - 416253	Train
10124	R	The train moves forward towards TC1 direction		OK		Sithembile Xulu - 416253	Train
10125	R	Read Defined Variable [TT] (MPU1)BKT_Tbcu1EffAchPerc = 0.0		OK	0	Sithembile Xulu - 416253	Train
10126	R	Read Defined Variable [TT] (MPU1)BKT_Tbcu2EffAchPerc = 0.0		OK	0	Sithembile Xulu - 416253	Train
10127	R	Read Min [TT] (MPU1)BKT_Tbcu3EffAchPerc : 1<= x		OK	100	Sithembile Xulu - 416253	Train
10128	R	Read Defined Variable [TT] (MPU1)BKT_Tbcu4EffAchPerc = 0.0		OK	0	Sithembile Xulu - 416253	Train
10129	R	Result Max [TT] (TBCU3)dsp2_rd_inv_fq_axle0_3 : x <= 0		OK	-2.59	Sithembile Xulu - 416253	Train
10130	R	Read Min [TT] (TBCU3)dsp2_rd_inv_fq_axle1_3 : 1<= x		OK	2.85	Sithembile Xulu - 416253	Train
10131	R	Read Min [TT] (TBCU3)dsp2_rd_inv_fq_axle2_3 : 1<= x		OK	3.13	Sithembile Xulu - 416253	Train
10132	R	Read Min [TT] (TBCU3)dsp2_rd_inv_fq_axle3_3 : 1<= x		OK	3.4	Sithembile Xulu - 416253	Train
10133	R	Read Min [TT] (TBCU3)dsp2_rd_inv_fq_axle4_3 : 1<= x		OK	3.66	Sithembile Xulu - 416253	Train
10134	A	Put the Master controller in BRAKE position until the train comes to a complete stop		OK		Sithembile Xulu - 416253	Train
10135	A	Put the direction selector switch in REVERSE position		OK		Sithembile Xulu - 416253	Train
10136	A	Put the Master controller in TRACTION position and slowly accelerate to speed <5 km/h		OK		Sithembile Xulu - 416253	Train
10137	R	The train moves backward towards TC2 direction		OK		Sithembile Xulu - 416253	Train

10138	R	Read Min [TT] (TBCU3)dsp2_rd_inv_fq_axle0_3 : 1<= x		OK	1.2	Sithembile Xulu - 416253	Train
10139	R	Result Max [TT] (TBCU3)dsp2_rd_inv_fq_axle1_3 : x <= 0		OK	-1.35	Sithembile Xulu - 416253	Train
10140	A	Put the Master controller in BRAKE position until the train comes to a complete stop		OK		Sithembile Xulu - 416253	Train
10141	I	Wheel Turn Test Results Check		OK		Sithembile Xulu - 416253	Train
10142	A	Analyse the recorded results before continuing with the test. If the results are out of range, the test must be STOPPED immediately, and the respective car motor wiring needs to be checked.		OK		Sithembile Xulu - 416253	Train
10143	R	M4 - Time taken to reach 15km/h Result Max : x <= 24 (s)		OK	17.73	Sithembile Xulu - 416253	Train
10144	R	M1 - Time taken to reach 15km/h Result Max : x <= 24 (s)		OK	18.5	Sithembile Xulu - 416253	Train
10145	R	M2 - Time taken to reach 15km/h Result Max : x <= 24 (s)		OK	18.4	Sithembile Xulu - 416253	Train
10146	R	M3 - Time taken to reach 15km/h Result Max : x <= 24 (s)		OK	20.94	Sithembile Xulu - 416253	Train
10147	R	All M cars reach 15km/h in less than 24 seconds		OK		Sithembile Xulu - 416253	Train
10148	I	All Motors Test Run		OK		Sithembile Xulu - 416253	Train
10149	A	Release [TT] (TBCU1)DSP2_WR_inv_B_inv_on		OK		Sithembile Xulu - 416253	Train
10150	A	Release [TT] (TBCU2)DSP2_WR_inv_B_inv_on		OK		Sithembile Xulu - 416253	Train
10151	A	Release [TT] (TBCU4)DSP2_WR_inv_B_inv_on		OK		Sithembile Xulu - 416253	Train
10152	A	Put the direction selector switch in FORWARD position		OK		Sithembile Xulu - 416253	Train
10153	A	Slowly move the Master Controller to TRACTION position until the train speed reaches 15km/h		OK		Sithembile Xulu - 416253	Train
10154	R	Read Defined Variable [TT] (MPU1)bcu1_tlnb = 1.0		OK	1	Sithembile Xulu - 416253	Train

10155	R	Read Defined Variable [TT] (MPU1)li_drc_tc1dsnozeror1 = 1.0		OK	1	Sithembile Xulu - 416253	Train
10156	A	Put the Master Controller in OFF position		OK		Sithembile Xulu - 416253	Train
10157	R	The train comes to a standstill		OK		Sithembile Xulu - 416253	Train
10158	I	Wheel Diameter Calibration		OK		Sithembile Xulu - 416253	Train
10159	I	Following conditions need to be met in order to successfully calibrate the wheel diameter. Ensure that the OTDR reference value of a Wheel Diameter has been entered.		OK		Sithembile Xulu - 416253	Train
10160	A	1) Train running on a straight track 2) Effort Driving Mode 3) Speed>15km/h 4) No wheel slippage 5) No Emergency Braking 6) Traction Effort = 0% (Coasting) 7) All Traction and Braking Units are working		OK		Sithembile Xulu - 416253	Train
10161	A	On the DDU screen select "First Acquisition Request"		OK		Sithembile Xulu - 416253	Train
10162	A	Check if the wheel diameter for each axle is between 838 mm and 842 mm, see picture attached.		OK		Sithembile Xulu - 416253	Train
10163	R	Read Min/Max [TT] (MPU1)BKT_Bcu1WhDiamAx1 : 839<= x <= 841		OK	840	Sithembile Xulu - 416253	Train
10164	R	Read Min/Max [TT] (MPU1)BKT_Bcu1WhDiamAx2 : 839<= x <= 841		OK	840	Sithembile Xulu - 416253	Train
10165	R	Read Min/Max [TT] (MPU1)BKT_Bcu1WhDiamAx3 : 839<= x <= 841		OK	840	Sithembile Xulu - 416253	Train
10166	R	Read Min/Max [TT] (MPU1)BKT_Bcu1WhDiamAx4 : 839<= x <= 841		OK	840	Sithembile Xulu - 416253	Train
10167	R	Read Min/Max [TT] (MPU1)BKT_Bcu2WhDiamAx1 : 839<= x <= 841		OK	840	Sithembile Xulu - 416253	Train
10168	R	Read Min/Max [TT]		OK	840	Sithembile Xulu - 416253	Train

		(MPU1)BKT_Bcu2WhDiamAx2 : 839<= x <= 841					
10169	R	Read Min/Max [TT] (MPU1)BKT_Bcu2WhDiamAx3 : 839<= x <= 841		OK	840	Sithembile Xulu - 416253	Train
10170	R	Read Min/Max [TT] (MPU1)BKT_Bcu2WhDiamAx4 : 839<= x <= 841		OK	840	Sithembile Xulu - 416253	Train
10171	R	Read Min/Max [TT] (MPU1)BKT_Tbcu1WhDiamAx1 : 839<= x <= 841		OK	839	Sithembile Xulu - 416253	Train
10172	R	Read Min/Max [TT] (MPU1)BKT_Tbcu1WhDiamAx2 : 839<= x <= 841		OK	839	Sithembile Xulu - 416253	Train
10173	R	Read Min/Max [TT] (MPU1)BKT_Tbcu1WhDiamAx3 : 839<= x <= 841		OK	839	Sithembile Xulu - 416253	Train
10174	R	Read Min/Max [TT] (MPU1)BKT_Tbcu1WhDiamAx4 : 839<= x <= 841		OK	839	Sithembile Xulu - 416253	Train
10175	R	Read Min/Max [TT] (MPU1)BKT_Tbcu2WhDiamAx1 : 839<= x <= 841		OK	840	Sithembile Xulu - 416253	Train
10176	R	Read Min/Max [TT] (MPU1)BKT_Tbcu2WhDiamAx2 : 839<= x <= 841		OK	839	Sithembile Xulu - 416253	Train
10177	R	Read Min/Max [TT] (MPU1)BKT_Tbcu2WhDiamAx3 : 839<= x <= 841		OK	839	Sithembile Xulu - 416253	Train
10178	R	Read Min/Max [TT] (MPU1)BKT_Tbcu2WhDiamAx4 : 839<= x <= 841		OK	839	Sithembile Xulu - 416253	Train
10179	R	Read Min/Max [TT] (MPU1)BKT_Tbcu3WhDiamAx1 : 839<= x <= 841		OK	840	Sithembile Xulu - 416253	Train
10180	R	Read Min/Max [TT] (MPU1)BKT_Tbcu3WhDiamAx2 : 839<= x <= 841		OK	840	Sithembile Xulu - 416253	Train
10181	R	Read Min/Max [TT] (MPU1)BKT_Tbcu3WhDiamAx3 : 839<= x <= 841		OK	839	Sithembile Xulu - 416253	Train

10182	R	Read Min/Max [TT] (MPU1)BKT_Tbcu3WhDiamAx4 : 839<= x <= 841		OK	840	Sithembile Xulu - 416253	Train
10183	R	Read Min/Max [TT] (MPU1)BKT_Tbcu4WhDiamAx1 : 839<= x <= 841		OK	840	Sithembile Xulu - 416253	Train
10184	R	Read Min/Max [TT] (MPU1)BKT_Tbcu4WhDiamAx2 : 839<= x <= 841		OK	840	Sithembile Xulu - 416253	Train
10185	R	Read Min/Max [TT] (MPU1)BKT_Tbcu4WhDiamAx3 : 839<= x <= 841		OK	840	Sithembile Xulu - 416253	Train
10186	R	Read Min/Max [TT] (MPU1)BKT_Tbcu4WhDiamAx4 : 839<= x <= 841		OK	840	Sithembile Xulu - 416253	Train
10187	I	Brake Tests		OK		Sithembile Xulu - 416253	Train
10188	I	For each test run, ensure the following are done: -Prepare the dashboard on train tracer to record train performance -Activate the relevant cab -Login to DDU as Maintainer (70979080) -Save each performance (only for speed of 60Km/h) result as .CVS on local drive of service laptop -Ensure there is enough space remaining for each run, else put the train at the end of the line -From 40km/h tests IT IS FORBIDDEN to do more than one run at a time on the track, each run should start at the beginning/end of the track		OK		Sithembile Xulu - 416253	Train
10189	I	Initial Conditions for each car: -ERTMS is ISOLATED -Driving mode set to EFFORT mode		OK		Sithembile Xulu - 416253	Train
10190	I	ALL the brake tests should be done from the extremities of the test track		OK		Sithembile Xulu - 416253	Train
10191	I	Emergency Brake @ 20km/h TC1		OK		Sithembile Xulu - 416253	Train
10192	A	Force [TT] SBK_BrakeDist = 0.0		OK		Sithembile Xulu - 416253	Train
10193	A	Release [TT] SBK_BrakeDist		OK		Sithembile Xulu - 416253	Train
10194	A	Put the direction selector switch in FORWARD position		OK		Sithembile Xulu - 416253	Train

10195	A	Put the Master Controller in MAX TRACTION position until the train speed reaches 20 +/- 2 km/h		OK		Sithembile Xulu - 416253	Train
10196	A	Push the emergency brake mushroom button 44S1		OK		Sithembile Xulu - 416253	Train
10197	R	Result Max [TT] SBK_BrakeDist : $x \leq 42$		OK	32	Sithembile Xulu - 416253	Train
10198	A	Put the direction selector switch in NEUTRAL position		OK		Sithembile Xulu - 416253	Train
10199	A	Release the emergency brake button 44S1		OK		Sithembile Xulu - 416253	Train
10200	I	Service Brake @ 30km/h TC1		OK		Sithembile Xulu - 416253	Train
10201	A	Force [TT] SBK_BrakeDist = 0.0		OK		Sithembile Xulu - 416253	Train
10202	A	Release [TT] SBK_BrakeDist		OK		Sithembile Xulu - 416253	Train
10203	A	Put the direction selector switch in FORWARD position		OK		Sithembile Xulu - 416253	Train
10204	A	Put the Master Controller in MAX TRACTION position until the train speed reaches 30 +/- 2 km/h		OK		Sithembile Xulu - 416253	Train
10205	A	Put the Master Controller in 100% BRAKE position		OK		Sithembile Xulu - 416253	Train
10206	R	Result Max [TT] SBK_BrakeDist : $x \leq 87$		OK	43	Sithembile Xulu - 416253	Train
10207	A	Put the direction selector switch in NEUTRAL position		OK		Sithembile Xulu - 416253	Train
10208	I	Emergency Brake @ 40km/h TC1		OK		Sithembile Xulu - 416253	Train
10209	A	Force [TT] SBK_BrakeDist = 0.0		OK		Sithembile Xulu - 416253	Train
10210	A	Release [TT] SBK_BrakeDist		OK		Sithembile Xulu - 416253	Train
10211	A	Put the direction selector switch in FORWARD position		OK		Sithembile Xulu - 416253	Train
10212	A	Put the Master Controller in MAX TRACTION position until the train speed reaches 40 +/- 2 km/h		OK		Sithembile Xulu - 416253	Train
10213	A	Push the emergency brake mushroom button 44S1		OK		Sithembile Xulu - 416253	Train

10214	R	Result Max [TT] SBK_BrakeDist : $x \leq 80$		OK	80	Sithembile Xulu - 416253	Train
10215	A	Put the direction selector switch in NEUTRAL position		OK		Sithembile Xulu - 416253	Train
10216	A	Release the emergency brake button 44S1		OK		Sithembile Xulu - 416253	Train
10217	I	Service Brake @ 20km/h TC2		OK		Sithembile Xulu - 416253	Train
10218	A	Force [TT] SBK_BrakeDist = 0.0		OK		Sithembile Xulu - 416253	Train
10219	A	Release [TT] SBK_BrakeDist		OK		Sithembile Xulu - 416253	Train
10220	A	Put the direction selector switch in FORWARD position		OK		Sithembile Xulu - 416253	Train
10221	A	Put the Master Controller in MAX TRACTION position until the train speed reaches 20 +/- 2 km/h		OK		Sithembile Xulu - 416253	Train
10222	A	Put the Master Controller in OFF position		OK		Sithembile Xulu - 416253	Train
10223	R	Result Max [TT] SBK_BrakeDist : $x \leq 60$		OK	19	Sithembile Xulu - 416253	Train
10224	A	Put the direction selector switch in NEUTRAL position		OK		Sithembile Xulu - 416253	Train
10225	I	Emergency Brake @ 30km/h TC2		OK		Sithembile Xulu - 416253	Train
10226	A	Force [TT] SBK_BrakeDist = 0.0		OK		Sithembile Xulu - 416253	Train
10227	A	Release [TT] SBK_BrakeDist		OK		Sithembile Xulu - 416253	Train
10228	A	Put the direction selector switch in FORWARD position		OK		Sithembile Xulu - 416253	Train
10229	A	Put the Master Controller in MAX TRACTION position until the train speed reaches 30 +/- 2 km/h		OK		Sithembile Xulu - 416253	Train
10230	A	Put the Master Controller in OFF position		OK		Sithembile Xulu - 416253	Train
10231	A	Push the emergency brake mushroom button 44S1		OK		Sithembile Xulu - 416253	Train
10232	R	Result Max [TT] SBK_BrakeDist : $x \leq 62$		OK	60	Sithembile Xulu - 416253	Train
10233	A	Put the direction selector switch in NEUTRAL position		OK		Sithembile Xulu - 416253	Train

10234	A	Release the emergency brake button 44S1		OK		Sithembile Xulu - 416253	Train
10235	I	Service Brake @ 40km/h TC2		OK		Sithembile Xulu - 416253	Train
10236	A	Force [TT] SBK_BrakeDist = 0.0		OK		Sithembile Xulu - 416253	Train
10237	A	Release [TT] SBK_BrakeDist		OK		Sithembile Xulu - 416253	Train
10238	A	Put the direction selector switch in FORWARD position		OK		Sithembile Xulu - 416253	Train
10239	A	Put the Master Controller in MAX TRACTION position until the train speed reaches 40 +/- 2 km/h		OK		Sithembile Xulu - 416253	Train
10240	A	Put the Master Controller in 100% BRAKE position		OK		Sithembile Xulu - 416253	Train
10241	R	Result Max [TT] SBK_BrakeDist : x <= 113		OK	64	Sithembile Xulu - 416253	Train
10242	A	Put the direction selector switch in NEUTRAL position		OK		Sithembile Xulu - 416253	Train
10243	I	ERTMS Dynamic		OK		Sithembile Xulu - 416253	Train
10244	A	Put the ERTMS switch 62S1 in NORMAL position in both TC cars		OK		Sithembile Xulu - 416253	Train
10245	A	Active cab on TC1		OK		Sithembile Xulu - 416253	Train
10246	A	Use the procedure attached for ERTMS dynamic commissioning.		OK		Sithembile Xulu - 416253	Train
10247	R	Dynamic ERTMS commissioning has been completed successfully		OK		Sithembile Xulu - 416253	Train
10248	I	HIGH SPEED TEST		OK		Sithembile Xulu - 416253	Train
10249	I	For each and the following high-speed test make sure that the train is positioned at the start of the track, and the driver can see the Eurobalise on the track as shown in the picture attached.		OK		Sithembile Xulu - 416253	Train
10250	I	Service Brake @ 50km/h TC1		OK		Sithembile Xulu - 416253	Train
10251	A	Use maintenance code (70979080) to log into DMI screen and do start of mission		OK		Sithembile Xulu - 416253	Train

10252	A	Force [TT] SBK_BrakeDist = 0.0		OK		Sithembile Xulu - 416253	Train
10253	A	Release [TT] SBK_BrakeDist		OK		Sithembile Xulu - 416253	Train
10254	A	Put the direction selector switch in FORWARD position		OK		Sithembile Xulu - 416253	Train
10255	A	Put the Master Controller in MAX TRACTION position until the train speed reaches 50 +/- 2 km/h		OK		Sithembile Xulu - 416253	Train
10256	A	Put the Master Controller in 100% BRAKE position		OK		Sithembile Xulu - 416253	Train
10257	R	Result Max [TT] SBK_BrakeDist : x <= 142		OK	121	Sithembile Xulu - 416253	Train
10258	A	Put the direction selector switch in NEUTRAL position		OK		Sithembile Xulu - 416253	Train
10259	I	Emergency Brake @ 50km/h TC2		OK		Sithembile Xulu - 416253	Train
10260	A	Use maintenance code (70979080) to log into DMI screen and do start of mission		OK		Sithembile Xulu - 416253	Train
10261	A	Force [TT] SBK_BrakeDist = 0.0		OK		Sithembile Xulu - 416253	Train
10262	A	Release [TT] SBK_BrakeDist		OK		Sithembile Xulu - 416253	Train
10263	A	Put the direction selector switch in FORWARD position		OK		Sithembile Xulu - 416253	Train
10264	A	Put the Master Controller in MAX TRACTION position until the train speed reaches 50 +/- 2 km/h		OK		Sithembile Xulu - 416253	Train
10265	A	Push the emergency brake mushroom button 44S1		OK		Sithembile Xulu - 416253	Train
10266	R	Result Max [TT] SBK_BrakeDist : x <= 100		OK	86	Sithembile Xulu - 416253	Train
10267	A	Put the direction selector switch in NEUTRAL position		OK		Sithembile Xulu - 416253	Train
10268	A	Release the emergency brake button 44S1		OK		Sithembile Xulu - 416253	Train
10269	I	For the following tests, ensure the dashboard is running and record each result and save each file as .CSV		OK		Sithembile Xulu - 416253	Train

10270	I	Service Brake @ 60km/h TC1		OK		Sithembile Xulu - 416253	Train
10271	A	Use maintenance code (70979080) to log into DMI screen and do start of mission		OK		Sithembile Xulu - 416253	Train
10272	A	Put the train in starting position on the track		OK		Sithembile Xulu - 416253	Train
10273	A	Force [TT] SBK_BrakeDist = 0.0		OK		Sithembile Xulu - 416253	Train
10274	A	Release [TT] SBK_BrakeDist		OK		Sithembile Xulu - 416253	Train
10275	A	Put the direction selector switch in FORWARD position		OK		Sithembile Xulu - 416253	Train
10276	A	Put the Master Controller in MAX TRACTION position until the train speed reaches 60 +/- 2 km/h		OK		Sithembile Xulu - 416253	Train
10277	A	Put the Master Controller in 100% BRAKE position		OK		Sithembile Xulu - 416253	Train
10278	R	Result Max [TT] SBK_BrakeDist : x <= 171		OK	140	Sithembile Xulu - 416253	Train
10279	A	Put the direction selector switch in NEUTRAL position		OK		Sithembile Xulu - 416253	Train
10280	I	Service Brake @ 60km/h TC2		OK		Sithembile Xulu - 416253	Train
10281	A	Use maintenance code (70979080) to log into DMI screen and do start of mission		OK		Sithembile Xulu - 416253	Train
10282	A	Force [TT] SBK_BrakeDist = 0.0		OK		Sithembile Xulu - 416253	Train
10283	A	Release [TT] SBK_BrakeDist		OK		Sithembile Xulu - 416253	Train
10284	A	Put the direction selector switch in FORWARD position		OK		Sithembile Xulu - 416253	Train
10285	A	Put the Master Controller in MAX TRACTION position until the train speed reaches 60 +/- 2 km/h		OK		Sithembile Xulu - 416253	Train
10286	A	Put the Master Controller in 100% BRAKE position		OK		Sithembile Xulu - 416253	Train
10287	R	Result Max [TT] SBK_BrakeDist : x <= 171		OK	151	Sithembile Xulu - 416253	Train

10288	A	Put the direction selector switch in NEUTRAL position		OK		Sithembile Xulu - 416253	Train
10289	I	Emergency brake @ 60km/h TC1		OK		Sithembile Xulu - 416253	Train
10290	A	Use maintenance code (70979080) to log into DMI screen and do start of mission		OK		Sithembile Xulu - 416253	Train
10291	A	Force [TT] SBK_BrakeDist = 0.0		OK		Sithembile Xulu - 416253	Train
10292	A	Release [TT] SBK_BrakeDist		OK		Sithembile Xulu - 416253	Train
10293	A	Put the direction selector switch in FORWARD position		OK		Sithembile Xulu - 416253	Train
10294	A	Put the Master Controller in MAX TRACTION position until the train speed reaches 60 +/- 2 km/h		OK		Sithembile Xulu - 416253	Train
10295	A	Push the emergency brake mushroom button 44S1		OK		Sithembile Xulu - 416253	Train
10296	R	Result Max [TT] SBK_BrakeDist : x <= 121		OK	114	Sithembile Xulu - 416253	Train
10297	A	Put the direction selector switch in NEUTRAL position		OK		Sithembile Xulu - 416253	Train
10298	A	Release the emergency brake button 44S1		OK		Sithembile Xulu - 416253	Train
10299	A	Put the train at the end of the line		OK		Sithembile Xulu - 416253	Train
10300	I	Remember to save the .csv result file on the local drive of the PC used		OK		Sithembile Xulu - 416253	Train
10301	I	Emergency brake @ 60km/h TC2		OK		Sithembile Xulu - 416253	Train
10302	A	Use maintenance code (70979080) to log into DMI screen and do start of mission		OK		Sithembile Xulu - 416253	Train
10303	A	Force [TT] SBK_BrakeDist = 0.0		OK		Sithembile Xulu - 416253	Train
10304	A	Release [TT] SBK_BrakeDist		OK		Sithembile Xulu - 416253	Train
10305	A	Put the direction selector switch in FORWARD position		OK		Sithembile Xulu - 416253	Train
10306	A	Put the Master Controller in MAX TRACTION position until the train speed reaches 60 +/- 2 km/h		OK		Sithembile Xulu - 416253	Train

10307	A	Push the emergency brake mushroom button 44S1		OK		Sithembile Xulu - 416253	Train
10308	R	Result Max [TT] SBK_BrakeDist : x <= 121		OK	116	Sithembile Xulu - 416253	Train
10309	A	Release the emergency brake button 44S1		OK		Sithembile Xulu - 416253	Train
10310	A	Put the direction selector switch in NEUTRAL position		OK		Sithembile Xulu - 416253	Train
10311	I	Remember to save the .csv result file on the local drive of the PC used		OK		Sithembile Xulu - 416253	Train
10312	I	Degraded mode @60 km/h TC1		OK		Sithembile Xulu - 416253	Train
10313	A	Use maintenance code (70979080) to log into DMI screen and do start of mission		OK		Sithembile Xulu - 416253	Train
10314	I	Degraded mode simulation		OK		Sithembile Xulu - 416253	Train
10315	A	Force [TT] (TBCU1)f55_b_br_auth = 0.0		OK		Sithembile Xulu - 416253	Train
10316	A	Force [TT] (TBCU2)f55_b_br_auth = 0.0		OK		Sithembile Xulu - 416253	Train
10317	A	Force [TT] (TBCU3)f55_b_br_auth = 0.0		OK		Sithembile Xulu - 416253	Train
10318	A	Force [TT] (TBCU4)f55_b_br_auth = 0.0		OK		Sithembile Xulu - 416253	Train
10319	A	Put the direction selector switch in FORWARD position		OK		Sithembile Xulu - 416253	Train
10320	R	Lamp 31H1 is "ON" on the alarm module		OK		Sithembile Xulu - 416253	Train
10321	R	TA appears on DDU screen		OK		Sithembile Xulu - 416253	Train
10322	A	Prepare the dashboard on Train Tracer to record the train performance		OK		Sithembile Xulu - 416253	Train
10323	A	Force [TT] SBK_BrakeDist = 0.0		OK		Sithembile Xulu - 416253	Train
10324	A	Release [TT] SBK_BrakeDist		OK		Sithembile Xulu - 416253	Train
10325	A	Put the Master Controller in MAX TRACTION position until the train speed reaches 60 +/- 2 km/h		OK		Sithembile Xulu - 416253	Train
10326	A	Put the Master Controller in 100% BRAKE position		OK		Sithembile Xulu - 416253	Train

10327	R	Result Max [TT] SBK_BrakeDist : x <= 171		OK	148	Sithembile Xulu - 416253	Train
10328	A	Put the train at the end of the line		OK		Sithembile Xulu - 416253	Train
10329	I	Remember to save the .csv result file on the local drive of the PC used		OK		Sithembile Xulu - 416253	Train
10330	I	Degraded mode @ 60km/h TC2		OK		Sithembile Xulu - 416253	Train
10331	A	Use maintenance code (70979080) to log into DMI screen and do start of mission		OK		Sithembile Xulu - 416253	Train
10332	A	Put the direction selector switch in FORWARD position		OK		Sithembile Xulu - 416253	Train
10333	R	Lamp 31H1 is ON on the alarm module		OK		Sithembile Xulu - 416253	Train
10334	R	TA appears on DDU screen		OK		Sithembile Xulu - 416253	Train
10335	A	Prepare the dashboard on Train Tracer to record the train performance		OK		Sithembile Xulu - 416253	Train
10336	A	Force [TT] SBK_BrakeDist = 0.0		OK		Sithembile Xulu - 416253	Train
10337	A	Release [TT] SBK_BrakeDist		OK		Sithembile Xulu - 416253	Train
10338	A	Put the Master Controller in MAX TRACTION position until the train speed reaches 60 +/- 2 km/h		OK		Sithembile Xulu - 416253	Train
10339	A	Put the Master Controller in 100% BRAKE position		OK		Sithembile Xulu - 416253	Train
10340	R	Result Max [TT] SBK_BrakeDist : x <= 171		OK	155	Sithembile Xulu - 416253	Train
10341	A	Release [TT] (TBCU1)f55_b_br_auth		OK		Sithembile Xulu - 416253	Train
10342	A	Release [TT] (TBCU2)f55_b_br_auth		OK		Sithembile Xulu - 416253	Train
10343	A	Release [TT] (TBCU3)f55_b_br_auth		OK		Sithembile Xulu - 416253	Train
10344	A	Release [TT] (TBCU4)f55_b_br_auth		OK		Sithembile Xulu - 416253	Train
10345	I	Remember to save the .csv result file on the local drive of the PC used		OK		Sithembile Xulu - 416253	Train
10346	A	Put the train at the end of the line		OK		Sithembile Xulu - 416253	Train

10347	I	Normal service brake operation		OK		Sithembile Xulu - 416253	Train
10348	A	Active cab on TC1		OK		Sithembile Xulu - 416253	Train
10349	A	Put the direction selector switch in FORWARD position		OK		Sithembile Xulu - 416253	Train
10350	R	Lamp 31H1 is "ON" on the alarm module		OK		Sithembile Xulu - 416253	Train
10351	R	TA appears on DDU screen		OK		Sithembile Xulu - 416253	Train
10352	A	Put the Master controller in TRACTION position until the train speed reaches 10km/h		OK		Sithembile Xulu - 416253	Train
10353	A	Put the Master controller in LOW BRAKE position until the train reaches a speed less than 3km/h		OK		Sithembile Xulu - 416253	Train
10354	R	Read Defined Variable [TT] (BCU1)LI_NOT_INHIB = 0.0		OK	0	Sithembile Xulu - 416253	Train
10355	R	Read Defined Variable [TT] (BCU2)LI_NOT_INHIB = 0.0		OK	0	Sithembile Xulu - 416253	Train
10356	R	Read Defined Variable [TT] (TBCU1)LI_NOT_INHIB = 0.0		OK	0	Sithembile Xulu - 416253	Train
10357	R	Read Defined Variable [TT] (TBCU2)LI_NOT_INHIB = 0.0		OK	0	Sithembile Xulu - 416253	Train
10358	R	Read Defined Variable [TT] (TBCU3)LI_NOT_INHIB = 0.0		OK	0	Sithembile Xulu - 416253	Train
10359	R	Read Defined Variable [TT] (TBCU4)LI_NOT_INHIB = 0.0		OK	0	Sithembile Xulu - 416253	Train
10360	A	Put the Master controller in OFF position		OK		Sithembile Xulu - 416253	Train
10361	R	Observe that the train continues to brake until it comes to a complete stop		OK		Sithembile Xulu - 416253	Train
10362	R	Read Min [TT] (BCU1)AO_SERV_BRAKE : 1.2<= x		OK	26.6	Sithembile Xulu - 416253	Train
10363	R	Read Min [TT] (BCU2)AO_SERV_BRAKE : 1.2<= x		OK	26.59	Sithembile Xulu - 416253	Train
10364	R	Read Min [TT] (TBCU1)AO_SERV_BRAKE : 1.2<= x		OK	26.59	Sithembile Xulu - 416253	Train

10365	R	Read Min [TT] (TBCU2)AO_SERV_BRAKE : 1.2<= x		OK	26.59	Sithembile Xulu - 416253	Train
10366	R	Read Min [TT] (TBCU3)AO_SERV_BRAKE : 1.2<= x		OK	39.22	Sithembile Xulu - 416253	Train
10367	R	Read Min [TT] (TBCU4)AO_SERV_BRAKE : 1.2<= x		OK	38.64	Sithembile Xulu - 416253	Train
10368	A	Put the ERTMS switch 62S1 in ISOLATION position in both TC cars		OK		Sithembile Xulu - 416253	Train
10369	I	Brake Distances Results		OK		Sithembile Xulu - 416253	Train
10370	A	Zip All the recorded CSV files of Braking distances into one folder and upload on teams "shifts reports" channel under a specific train folder. Rename the folder as: TSXX_Braking_Distances		OK		Sithembile Xulu - 416253	Train
10371	I	Train Acceleration Results		OK		Alleta Sekgololo - 417407	Train
10372	A	Use the following spreadsheet to calculate the acceleration		OK		Alleta Sekgololo - 417407	Train
10373	A			OK		Alleta Sekgololo - 417407	Train
10374	A	On the recorded dashboard, check how long it takes to reach 55km/h from Rec_speed>0 using Trace CSV software. Delta T (s) Delta V (km/h)		OK		Alleta Sekgololo - 417407	Train
10375	R	TC1 Acceleration Result Min : 0.85<= x (m/s ²)		OK	0.899	Alleta Sekgololo - 417407	Train
10376	R	TC2 Acceleration Result Min : 0.85<= x (m/s ²)		OK	0.944	Alleta Sekgololo - 417407	Train
10377	I	25km/h Speed limit in Reverse Direction		OK		Sithembile Xulu - 416253	Train
10378	A	Active Cab in TC1		OK		Sithembile Xulu - 416253	Train
10379	A	Select Driving Mode to EFFORT position		OK		Sithembile Xulu - 416253	Train
10380	A	Put the direction selector switch in REVERSE position		OK		Sithembile Xulu - 416253	Train
10381	A	Put the Master controller in 100% Traction position		OK		Sithembile Xulu - 416253	Train

10382	R	The maximum train speed reached is 25km/h		OK		Sithembile Xulu - 416253	Train
10383	A	Put the Master controller in OFF position		OK		Sithembile Xulu - 416253	Train
10384	R	The train comes to a complete stop		OK		Sithembile Xulu - 416253	Train
10385	A	Put the direction selector switch in NEUTRAL position		OK		Sithembile Xulu - 416253	Train
10386	A	Remove active cab in TC1		OK		Sithembile Xulu - 416253	Train
10387	I	25km/h Speed limit in Reverse Direction		OK		Sithembile Xulu - 416253	Train
10388	A	Active Cab in TC2		OK		Sithembile Xulu - 416253	Train
10389	A	Select Driving Mode to EFFORT position		OK		Sithembile Xulu - 416253	Train
10390	A	Put the direction selector switch in REVERSE position		OK		Sithembile Xulu - 416253	Train
10391	A	Put the Master controller in 100% Traction position		OK		Sithembile Xulu - 416253	Train
10392	R	The maximum train speed reached is 25km/h		OK		Sithembile Xulu - 416253	Train
10393	A	Put the Master controller in OFF position		OK		Sithembile Xulu - 416253	Train
10394	R	The train comes to a complete stop		OK		Sithembile Xulu - 416253	Train
10395	A	Put the direction selector switch in NEUTRAL position		OK		Sithembile Xulu - 416253	Train
10396	I	DEPOT mode speed limit TC1		OK		Sithembile Xulu - 416253	Train
10397	A	Put the driving mode switch in DEPOT position		OK		Sithembile Xulu - 416253	Train
10398	A	Put the direction selector switch in FORWARD position		OK		Sithembile Xulu - 416253	Train
10399	A	Put the Master controller in 100% Traction position		OK		Sithembile Xulu - 416253	Train
10400	R	The maximum train speed reached is 15km/h		OK		Sithembile Xulu - 416253	Train
10401	A	Put the Master controller in OFF position		OK		Sithembile Xulu - 416253	Train


10402	R	The train comes to a complete stop		OK		Sithembile Xulu - 416253	Train
10403	A	Put the direction selector switch in NEUTRAL position		OK		Sithembile Xulu - 416253	Train
10404	I	DEPOT mode speed limit TC2		OK		Sithembile Xulu - 416253	Train
10405	A	Active cab on TC2		OK		Sithembile Xulu - 416253	Train
10406	A	Put the driving mode switch in DEPOT position		OK		Sithembile Xulu - 416253	Train
10407	A	Put the direction selector switch in FORWARD position		OK		Sithembile Xulu - 416253	Train
10408	A	Put the Master controller in 100% Traction position		OK		Sithembile Xulu - 416253	Train
10409	R	The maximum train speed reached is 15km/h		OK		Sithembile Xulu - 416253	Train
10410	A	Put the Master controller in OFF position		OK		Sithembile Xulu - 416253	Train
10411	R	The train comes to a complete stop		OK		Sithembile Xulu - 416253	Train
10412	A	Put the direction selector switch in NEUTRAL position		OK		Sithembile Xulu - 416253	Train
10413	A	Remove active cab on TC2		OK		Sithembile Xulu - 416253	Train
10414	I	Doors		OK		Sithembile Xulu - 416253	Train
10415	I	Test 04 - PEA activation and override within timeout [PRASA-40-Val-2]		OK		Sithembile Xulu - 416253	Train
10416	A	Put the Master controller in TRACTION position and accelerate the train up to 10km/h		OK		Sithembile Xulu - 416253	Train
10417	A	Press Left and Right Door Authorization Buttons (50S6 and 50S5)		OK		Sithembile Xulu - 416253	Train
10418	R	When train is running above 5km/h it is not possible to get Door Authorization.		OK		Sithembile Xulu - 416253	Train
10419	A	Pull any PEA on the train		OK		Sithembile Xulu - 416253	Train
10420	A	Before 10s elapses with PEA pulled, press the button 44S5 to override the PEA		OK		Sithembile Xulu - 416253	Train

10421	R	TA lamp is ON		OK		Sithembile Xulu - 416253	Train
10422	A	Apply brake until the complete stop of the Train.		OK		Sithembile Xulu - 416253	Train
10423	A	Reset PEA using the switch 44S6		OK		Sithembile Xulu - 416253	Train
10424	I	Test 06 - PEA activation with timeout respected [PRASA-40-Val-1]		OK		Sithembile Xulu - 416253	Train
10425	A	Put the Master controller in TRACTION position and accelerate the train up to 10km/h		OK		Sithembile Xulu - 416253	Train
10426	A	Pull another PEA on the train		OK		Sithembile Xulu - 416253	Train
10427	R	After 10s with PEA pulled, Emergency Brakes should be applied.		OK		Sithembile Xulu - 416253	Train
10428	A	Put the Master controller in OFF position		OK		Sithembile Xulu - 416253	Train
10429	A	Press the button 54S3 twice to acknowledge the PEA		OK		Sithembile Xulu - 416253	Train
10430	A	Reset PEA using the switch 44S6		OK		Sithembile Xulu - 416253	Train
10431	A	Release Emergency Brakes		OK		Sithembile Xulu - 416253	Train
10432	I	Test 05 - PEA activation with Train speed lower than 5 km/h [PRASA-40-Val-4]		OK		Sithembile Xulu - 416253	Train
10433	A	Put the Master controller in TRACTION position, pull any PEA on the train before the train speed reaches 5km/h		OK		Sithembile Xulu - 416253	Train
10434	R	An alarm appears on DDU screen warning that a PEA was pulled		OK		Sithembile Xulu - 416253	Train
10435	R	TA lamp turns OFF		OK		Sithembile Xulu - 416253	Train
10436	R	Emergency Brake is applied		OK		Sithembile Xulu - 416253	Train
10437	A	Press the button 54S3 twice to acknowledge the PEA		OK		Sithembile Xulu - 416253	Train
10438	A	Reset the PEA using switch 44S6		OK		Sithembile Xulu - 416253	Train
10439	A	Open and close the doors on the side where the PEA was pulled		OK		Sithembile Xulu - 416253	Train

10440	R	All doors are closed on DDU screen		OK		Sithembile Xulu - 416253	Train
10441	A	Put the Master controller in OFF position		OK		Sithembile Xulu - 416253	Train
10442	A	Reset Emergency Brakes		OK		Sithembile Xulu - 416253	Train
10443	I	Test 07 - PEA activation with reset PEA switch permanently active [PRASA-40-Val-3]		OK		Sithembile Xulu - 416253	Train
10444	A	Force [TT] (MPU1)lo_ubk_tc1resetpea = 1.0		OK		Sithembile Xulu - 416253	Train
10445	A	Accelerate the train up to 10 km/h.		OK		Sithembile Xulu - 416253	Train
10446	A	Pull any in TC1 car, but not till its final position		OK		Sithembile Xulu - 416253	Train
10447	I	The lamp 44H1 (Emergency Brake Interlock Open) turns ON.		OK		Sithembile Xulu - 416253	Train
10448	R	Read Defined Variable [TT] (MPU1)li_ubk_tc1pealoop = 1.0		OK	1	Sithembile Xulu - 416253	Train
10449	R	Read Defined Variable [TT] (MPU1)li_dor_tc1alldoorsclosedr1 = 0.0		OK	0	Sithembile Xulu - 416253	Train
10450	R	Read Defined Variable [TT] (MPU1)li_dor_tc1alldoorsclosedr2 = 0.0		OK	0	Sithembile Xulu - 416253	Train
10451	R	An alarm appears on DDU screen warning that a PEA was pulled.		OK		Sithembile Xulu - 416253	Train
10452	I	The lamp 31H1 (Traction Authorized) turns OFF.		OK		Sithembile Xulu - 416253	Train
10453	R	Traction effort bar graph is indicating no effort on the line voltage module		OK		Sithembile Xulu - 416253	Train
10454	R	Read Defined Variable [TT] (MPU1)lo_drc_tc1tractionloopr2 = 0.0		OK	0	Sithembile Xulu - 416253	Train
10455	R	Read Defined Variable [TT] (MPU1)lo_drc_tc1tractionloopr1 = 0.0		OK	0	Sithembile Xulu - 416253	Train
10456	A	After 10 seconds that PEA has been pulled check that:		OK		Sithembile Xulu - 416253	Train
10457	R	Read Defined Variable [TT] UBK_EmgcyBrkApld = 1.0		OK	1	Sithembile Xulu - 416253	Train


10458	I	The lamp 44H4 (Emergency Brake Loop) turns ON.		OK		Sithembile Xulu - 416253	Train
10459	R	Read Defined Variable [TT] (MPU1)bcu1_tlnb = 0.0		OK	0	Sithembile Xulu - 416253	Train
10460	A	Release [TT] (MPU1)lo_ubk_tc1resetpea		OK		Sithembile Xulu - 416253	Train
10461	R	The lamp 51H1 turns OFF (door closed and locked).		OK		Sithembile Xulu - 416253	Train
10462	A	Set Passenger Emergency Alarm Reset Switch (44S6) to "Reset" position.		OK		Sithembile Xulu - 416253	Train
10463	R	PEA alarm signal is reset.		OK		Sithembile Xulu - 416253	Train
10464	A	Move Master Controller Handle (30A1) to "OFF" position.		OK		Sithembile Xulu - 416253	Train
10465	A	Reset the emergency brake setting the direction switch (S2.2) to "NEUTRAL" and then to "FORWARD" position again.		OK		Sithembile Xulu - 416253	Train
10466	R	Read Defined Variable [TT] UBK_EmgcyBrkApld = 0.0		OK	0	Sithembile Xulu - 416253	Train
10467	I	The lamp 44H4 (Emergency Brake Loop) turns OFF.		OK		Sithembile Xulu - 416253	Train
10468	R	Read Defined Variable [TT] (MPU1)bcu1_tlnb = 1.0		OK	1	Sithembile Xulu - 416253	Train
10469	I	The lamp 31H1 (Traction Authorized) turns ON.		OK		Sithembile Xulu - 416253	Train
10470	R	Read Defined Variable [TT] (MPU1)lo_drc_tc1tractionloopr1 = 1.0		OK	1	Sithembile Xulu - 416253	Train
10471	R	Read Defined Variable [TT] (MPU1)lo_drc_tc1tractionloopr2 = 1.0		OK	1	Sithembile Xulu - 416253	Train
10472	I	Test 08 - Safety Requirement [PRASA-34A-a]		OK		Sithembile Xulu - 416253	Train
10473	I	On the beginning the Train shall be stationary.		OK		Sithembile Xulu - 416253	Train
10474	A	Force [TT] (MPU1)lo_ets_tc1rstotdrr1 = 1.0		OK		Sithembile Xulu - 416253	Train


10475	A	Force [TT] (MPU1)lo_ets_tc2rstotdr2 = 1.0		OK		Sithembile Xulu - 416253	Train
10476	R	Check on DDU that the On-board Train Data Recorder is offline		OK		Sithembile Xulu - 416253	Train
10477	R	Read Defined Variable [TT] (MPU1)li_rec_tc1thresholdfive1 = 0.0		OK	0	Sithembile Xulu - 416253	Train
10478	R	Read Defined Variable [TT] (MPU1)li_rec_tc1thresholdfive2 = 0.0		OK	0	Sithembile Xulu - 416253	Train
10479	R	Read Defined Variable [TT] (MPU1)li_rec_tc2thresholdfive1 = 0.0		OK	0	Sithembile Xulu - 416253	Train
10480	R	Read Defined Variable [TT] (MPU1)li_rec_tc2thresholdfive2 = 0.0		OK	0	Sithembile Xulu - 416253	Train
10481	R	Read Defined Variable [TT] (BCU2)LO_SPEED_THRSLD1 = 1.0		OK	1	Sithembile Xulu - 416253	Train
10482	A	Accelerate the Train up to 4km/h.		OK		Sithembile Xulu - 416253	Train
10483	R	Read Defined Variable [TT] (BCU2)LO_SPEED_THRSLD1 = 0.0		OK	0	Sithembile Xulu - 416253	Train
10484	A	Accelerate the Train up to 10km/h.		OK		Sithembile Xulu - 416253	Train
10485	R	Read Defined Variable [TT] (MPU1)li_rec_tc1thresholdfive1 = 0.0		OK	0	Sithembile Xulu - 416253	Train
10486	R	Read Defined Variable [TT] (MPU1)li_rec_tc1thresholdfive2 = 0.0		OK	0	Sithembile Xulu - 416253	Train
10487	R	Read Defined Variable [TT] (MPU1)li_rec_tc2thresholdfive1 = 0.0		OK	0	Sithembile Xulu - 416253	Train
10488	R	Read Defined Variable [TT] (MPU1)li_rec_tc2thresholdfive2 = 0.0		OK	0	Sithembile Xulu - 416253	Train
10489	R	Read Defined Variable [TT] (BCU2)LO_SPEED_THRSLD1 = 0.0		OK	0	Sithembile Xulu - 416253	Train
10490	R	Read Defined Variable [TT] (MPU1)REC_Speed5ThresholdFail = 1.0		OK	1	Sithembile Xulu - 416253	Train
10491	A	Apply brake until the complete stop of the Train.		OK		Sithembile Xulu - 416253	Train
10492	R	Read Defined Variable [TT] (BCU2)LO_SPEED_THRSLD1 = 1.0		OK	1	Sithembile Xulu - 416253	Train

10493	R	The OTDR is maintained OFF.		OK		Sithembile Xulu - 416253	Train
10494	A	Release [TT] (MPU1)lo_ets_tc2rstotdrr1		OK		Sithembile Xulu - 416253	Train
10495	R	The OTDR is turned ON.		OK		Sithembile Xulu - 416253	Train
10496	I	Test 09 - Safety Requirement [PRASA-23-Val-2]		OK		Sithembile Xulu - 416253	Train
10497	I	On the beginning the Train shall be stationary.		OK		Sithembile Xulu - 416253	Train
10498	A	Force [TT] (BCU2)LO_SPEED_THRSLD1 = 0.0		OK		Sithembile Xulu - 416253	Train
10499	R	Read Undefined Variable [TT] (MPU1)DCU1_TC1_HwIOStatus		OK	4660	Sithembile Xulu - 416253	Train
10500	I	TrainTracer gives a numerical information through the variable "DCU1_TC1_HwIOStatus". In order to check the state of the bits 2 and 8, with the help of a programable calculator (use the computer's one), change the numerical information to a word information and read the state of these bits.		OK		Sithembile Xulu - 416253	Train
10501	R	DCU1_TC1_HwIOStatus.bit2 = 1		OK		Sithembile Xulu - 416253	Train
10502	R	DCU1_TC1_HwIOStatus.bit8 = 0		OK		Sithembile Xulu - 416253	Train
10503	R	Read Defined Variable [TT] (MPU1)li_rec_tc1thresholdfive1 = 0.0		OK	0	Sithembile Xulu - 416253	Train
10504	R	Read Defined Variable [TT] (MPU1)li_rec_tc1thresholdfive2 = 0.0		OK	0	Sithembile Xulu - 416253	Train
10505	R	Read Defined Variable [TT] (MPU1)li_rec_tc2thresholdfive1 = 0.0		OK	0	Sithembile Xulu - 416253	Train
10506	R	Read Defined Variable [TT] (MPU1)li_rec_tc2thresholdfive2 = 0.0		OK	0	Sithembile Xulu - 416253	Train
10507	A	Accelerate the Train up to 10km/h and check the variable "DCU1_TC1_HwIOStatus" as soon as the speed overpasses 5km/h (according to DDU's speed value).		OK		Sithembile Xulu - 416253	Train
10508	R	Read Undefined Variable [TT] (MPU1)DCU1_TC1_HwIOStatus		OK	4912	Sithembile Xulu - 416253	Train



10509	R	DCU1_TC1_HwIOStatus.bit2 = 0		OK		Sithembile Xulu - 416253	Train
10510	R	DCU1_TC1_HwIOStatus.bit8 = 1		OK		Sithembile Xulu - 416253	Train
10511	R	Read Defined Variable [TT] (MPU1)li_rec_tc1thresholdfive1 = 1.0		OK	1	Sithembile Xulu - 416253	Train
10512	R	Read Defined Variable [TT] (MPU1)li_rec_tc1thresholdfive2 = 1.0		OK	1	Sithembile Xulu - 416253	Train
10513	R	Read Defined Variable [TT] (MPU1)li_rec_tc2thresholdfive1 = 1.0		OK	1	Sithembile Xulu - 416253	Train
10514	R	Read Defined Variable [TT] (MPU1)li_rec_tc2thresholdfive2 = 1.0		OK	1	Sithembile Xulu - 416253	Train
10515	I	Test 10 - Safety Requirement [PRASA-23-Val-1]		OK		Sithembile Xulu - 416253	Train
10516	R	Read Undefined Variable [TT] (MPU1)DCU1_TC1_HwIOStatus		OK	4912	Sithembile Xulu - 416253	Train
10517	R	DCU1_TC1_HwIOStatus.bit2 = 1		OK		Sithembile Xulu - 416253	Train
10518	R	DCU1_TC1_HwIOStatus.bit8 = 0		OK		Sithembile Xulu - 416253	Train
10519	A	Release [TT] (BCU2)LO_SPEED_THRSLD1		OK		Sithembile Xulu - 416253	Train
10520	I	Test 11 - Safety Requirement [PRASA-23-Val-4]		OK		Sithembile Xulu - 416253	Train
10521	I	In case it is not possible to go further at the same direction, change cab and perform the tests with the opposite cab active.		OK		Sithembile Xulu - 416253	Train
10522	A	Force [TT] (BCU1)LO_SPEED_THRSLD1 = 1.0		OK		Sithembile Xulu - 416253	Train
10523	A	Force [TT] (BCU2)LO_SPEED_THRSLD1 = 1.0		OK		Sithembile Xulu - 416253	Train
10524	R	Relay 61k3 permanently supplied in all cars.		OK		Sithembile Xulu - 416253	Train
10525	R	DCU1_TC1_HwIOStatus.bit2 = 1		OK		Sithembile Xulu - 416253	Train
10526	R	DCU1_TC1_HwIOStatus.bit8 = 0		OK		Sithembile Xulu - 416253	Train



10527	I	TrainTracer gives a numerical information through the variable "DCU1_TC1_DiagData1". In order to check the state of the bits 22 and 23, with the help of a programmable calculator (use the computer's one), change the numerical information to a Dword information and read the state of these bits.		OK		Sithembile Xulu - 416253	Train
10528	R	Read Undefined Variable [TT] (MPU1)DCU1_TC1_DiagData1		OK	0	Sithembile Xulu - 416253	Train
10529	R	DCU1_TC1_DiagData1.bit22 = 0		OK		Sithembile Xulu - 416253	Train
10530	R	DCU1_TC1_DiagData1.bit23 = 0		OK		Sithembile Xulu - 416253	Train
10531	A	Accelerate the Train up to 10km/h and check the status of the variables "DCU1_TC1_HwIOStatus" and "DCU1_TC1_DiagData1" when the speed overpasses 5km/h (according to DDU's speed value).		OK		Sithembile Xulu - 416253	Train
10532	R	Read Undefined Variable [TT] (MPU1)DCU1_TC1_HwIOStatus		OK	4912	Sithembile Xulu - 416253	Train
10533	R	DCU1_TC1_HwIOStatus.bit2 = 1		OK		Sithembile Xulu - 416253	Train
10534	R	DCU1_TC1_HwIOStatus.bit8 = 1		OK		Sithembile Xulu - 416253	Train
10535	R	Read Undefined Variable [TT] (MPU1)DCU1_TC1_DiagData1		OK	0	Sithembile Xulu - 416253	Train
10536	R	DCU1_TC1_DiagData1.bit22 = 1		OK		Sithembile Xulu - 416253	Train
10537	R	DCU1_TC1_DiagData1.bit23 = 0		OK		Sithembile Xulu - 416253	Train
10538	A	Force [TT] (MPU1)OTDR_5kphSpeedFlt = 1.0		OK		Sithembile Xulu - 416253	Train
10539	R	Check on DDU screen the appearance of an IOS (838) requiring a reparation at the end of the day.		OK		Sithembile Xulu - 416253	Train
10540	A	Release [TT] (MPU1)OTDR_5kphSpeedFlt		OK		Sithembile Xulu - 416253	Train
10541	A	Release [TT] (BCU1)LO_SPEED_THRSLD1		OK		Sithembile Xulu - 416253	Train
10542	A	Release [TT] (BCU2)LO_SPEED_THRSLD1		OK		Sithembile Xulu - 416253	Train


10543	A	Brake the train until its complete stop.		OK		Sithembile Xulu - 416253	Train
10544	I	Test 12 - Safety Requirement [PRASA-23-Val-5]		OK		Sithembile Xulu - 416253	Train
10545	A	For the following test use OTDR web portal to force the speed of above 5km/h		OK		Sithembile Xulu - 416253	Train
10546	R	Relays 61k1 permanently supplied in all cars plus relays 61k2 in TC1 and TC2 cars.		OK		Sithembile Xulu - 416253	Train
10547	R	Read Undefined Variable [TT] (MPU1)DCU1_TC1_HwIOStatus		OK	4660	Sithembile Xulu - 416253	Train
10548	R	DCU1_TC1_HwIOStatus.bit2 = 1		OK		Sithembile Xulu - 416253	Train
10549	R	DCU1_TC1_HwIOStatus.bit8 = 1		OK		Sithembile Xulu - 416253	Train
10550	R	Read Defined Variable [TT] (MPU1)li_rec_tc1thresholdfive1 = 1.0		OK	1	Sithembile Xulu - 416253	Train
10551	R	Read Defined Variable [TT] (MPU1)li_rec_tc2thresholdfive1 = 1.0		OK	1	Sithembile Xulu - 416253	Train
10552	R	Check on DDU screen the appearance of an IOS (839) requiring a reparation at the end of the day.		OK		Sithembile Xulu - 416253	Train
10553	R	Read Defined Variable [TT] (MPU1)DOR_FDcuSpeedThr = 1.0		OK	1	Sithembile Xulu - 416253	Train
10554	A	Accelerate the Train up to 10km/h.		OK		Sithembile Xulu - 416253	Train
10555	R	Read Undefined Variable [TT] (MPU1)DCU1_TC1_HwIOStatus		OK	4912	Sithembile Xulu - 416253	Train
10556	R	DCU1_TC1_HwIOStatus.bit2 = 0		OK		Sithembile Xulu - 416253	Train
10557	R	DCU1_TC1_HwIOStatus.bit8 = 1		OK		Sithembile Xulu - 416253	Train
10558	R	Read Undefined Variable [TT] (MPU1)DCU1_TC1_DiagData1		OK	0	Sithembile Xulu - 416253	Train
10559	R	DCU1_TC1_DiagData1.bit22 = 0		OK		Sithembile Xulu - 416253	Train
10560	R	DCU1_TC1_DiagData1.bit23 = 0		OK		Sithembile Xulu - 416253	Train
10561	R	Read Defined Variable [TT] (MPU1)li_rec_tc1thresholdfive1 = 1.0		OK	1	Sithembile Xulu - 416253	Train

10562	R	Read Defined Variable [TT] (MPU1)li_rec_tc2thresholdfive1 = 1.0		OK	1	Sithembile Xulu - 416253	Train
10563	A	Decelerate the Train untill comes to a complete stop and check the status of the variables "DCU1_TC1_HwIOSStatus" and "DCU1_TC1_DiagData1" as soon as the speed is below 5km/h.		OK		Sithembile Xulu - 416253	Train
10564	R	Read Undefined Variable [TT] (MPU1)DCU1_TC1_HwIOSStatus		OK	4912	Sithembile Xulu - 416253	Train
10565	R	DCU1_TC1_HwIOSStatus.bit2 = 0, if 5km/h > train speed > 3km/h.		OK		Sithembile Xulu - 416253	Train
10566	R	DCU1_TC1_HwIOSStatus.bit2 = 1, if train speed < 3km/h.		OK		Sithembile Xulu - 416253	Train
10567	R	DCU1_TC1_HwIOSStatus.bit8 = 1		OK		Sithembile Xulu - 416253	Train
10568	R	Read Undefined Variable [TT] (MPU1)DCU1_TC1_DiagData1		OK	0	Sithembile Xulu - 416253	Train
10569	R	DCU<i>_<car>_DiagData1.bit22 = 0		OK		Sithembile Xulu - 416253	Train
10570	R	DCU<i>_<car>_DiagData1.bit23 = 1		OK		Sithembile Xulu - 416253	Train
10571	R	Read Defined Variable [TT] (MPU1)li_rec_tc1thresholdfive1 = 0.0		OK	0	Sithembile Xulu - 416253	Train
10572	R	Read Defined Variable [TT] (MPU1)li_rec_tc2thresholdfive1 = 0.0		OK	0	Sithembile Xulu - 416253	Train
10573	R	Read Defined Variable [TT] (MPU1)DOR_FDcuSpeedThr = 0.0		OK	0	Sithembile Xulu - 416253	Train
10574	I	Rescue Mode and Emergency Disconnection		OK		Sithembile Xulu - 416253	Train
10575	I	BACKUP MODE		OK		Sithembile Xulu - 416253	Train
10576	A	Active cab in TC1		OK		Sithembile Xulu - 416253	Train
10577	A	Put the backup mode switch 27S1 in Backup position		OK		Sithembile Xulu - 416253	Train
10578	A	Put the Driving Direction Switch to FORWARD position		OK		Sithembile Xulu - 416253	Train
10579	A	Hold pressed the "Master's Deadman Device (30A1.S4)" and move "Master Controller handle (30A1)" to initial		OK		Sithembile Xulu - 416253	Train

		"Traction" zone position.					
10580	I	Low tractive effort demand is requested.		OK		Sithembile Xulu - 416253	Train
10581	R	Although the low tractive effort demand has been requested, the Train moves with a standard tractive demand		OK		Sithembile Xulu - 416253	Train
10582	A	Move "Master Controller (30A1)" handle to extreme "Traction" zone position		OK		Sithembile Xulu - 416253	Train
10583	R	Verify that there wasn't an impact on train movement and the tractive demand was maintained		OK		Sithembile Xulu - 416253	Train
10584	A	Release the Master's Deadman Device (30A1.S4) for more than 5 seconds		OK		Sithembile Xulu - 416253	Train
10585	R	Train applies emergency brake		OK		Sithembile Xulu - 416253	Train
10586	I	The Deadman device must remain pressed to allow traction in backup mode, otherwise the emergency brake loop is opened when the timer relay expire.		OK		Sithembile Xulu - 416253	Train
10587	A	Set the master controller to "OFF" position.		OK		Sithembile Xulu - 416253	Train
10588	A	Set the Driving Direction Switch to NEUTRAL and then to FORWARD position again		OK		Sithembile Xulu - 416253	Train
10589	R	Emergency brake released on Train.		OK		Sithembile Xulu - 416253	Train
10590	I	From now on, when operating the master controller don't forget to maintain anyone of the deadman devices pressed.		OK		Sithembile Xulu - 416253	Train
10591	A	Move "Master Controller (30A1)" handle to "Traction" zone position.		OK		Sithembile Xulu - 416253	Train
10592	R	Train starts to move.		OK		Sithembile Xulu - 416253	Train
10593	A	Keeping the Master's handle within traction zone, check that the train is capable to reach 25km/h.		OK		Sithembile Xulu - 416253	Train
10594	R	Verify that train reaches, but does not exceed the speed of 25km/h.		OK		Sithembile Xulu - 416253	Train

10595	I	On Backup mode, train speed is limited to 25km/h.		OK		Sithembile Xulu - 416253	Train
10596	A	Move "Master Controller (30A1)" handle to initial "Brake" zone position.		OK		Sithembile Xulu - 416253	Train
10597	I	Low brake effort demand is requested.		OK		Sithembile Xulu - 416253	Train
10598	R	Verify that the train starts to brake with a standard brake effort.		OK		Sithembile Xulu - 416253	Train
10599	A	Move "Master Controller (30A1)" handle to extreme "Brake" zone position (stop before achieving "Emergency Brake" position).		OK		Sithembile Xulu - 416253	Train
10600	I	High brake effort demand is requested.		OK		Sithembile Xulu - 416253	Train
10601	R	Verify that there wasn't an impact on train movement, and the brake demand was maintained.		OK		Sithembile Xulu - 416253	Train
10602	I	On Backup Mode, brake system considers a single brake demand and disregards master controller handle position within brake zone.		OK		Sithembile Xulu - 416253	Train
10603	R	Train stops.		OK		Sithembile Xulu - 416253	Train
10604	I	BACKUP MODE TC2		OK		Sithembile Xulu - 416253	Train
10605	A	Active cab in TC2		OK		Sithembile Xulu - 416253	Train
10606	A	Press the automatic start button 20S1 to prepare the train in high voltage		OK		Sithembile Xulu - 416253	Train
10607	R	After few seconds, the train is prepared in high voltage with HSCBs closed		OK		Sithembile Xulu - 416253	Train
10608	A	Put the backup mode switch 27S1 in Backup position		OK		Sithembile Xulu - 416253	Train
10609	A	Put the Driving Direction Switch to FORWARD position		OK		Sithembile Xulu - 416253	Train
10610	A	Hold pressed the "Master's Deadman Device (30A1.S4)" and move "Master Controller handle (30A1)" to initial "Traction" zone position.		OK		Sithembile Xulu - 416253	Train
10611	I	Low tractive effort demand is requested.		OK		Sithembile Xulu - 416253	Train

10612	R	Although the low tractive effort demand has been requested, the Train moves with a standard tractive demand		OK		Sithembile Xulu - 416253	Train
10613	A	Move "Master Controller (30A1)" handle to extreme "Traction" zone position		OK		Sithembile Xulu - 416253	Train
10614	R	Verify that there wasn't an impact on train movement and the tractive demand was maintained		OK		Sithembile Xulu - 416253	Train
10615	A	Release the Master's Deadman Device (30A1.S4) for more than 5 seconds		OK		Sithembile Xulu - 416253	Train
10616	R	Train applies emergency brake		OK		Sithembile Xulu - 416253	Train
10617	I	The Deadman device must remain pressed to allow traction in backup mode, otherwise the emergency brake loop is opened when the timer relay expire.		OK		Sithembile Xulu - 416253	Train
10618	A	Set the master controller to "OFF" position.		OK		Sithembile Xulu - 416253	Train
10619	A	Set the Driving Direction Switch to NEUTRAL and then to FORWARD position again		OK		Sithembile Xulu - 416253	Train
10620	R	Emergency brake released on Train.		OK		Sithembile Xulu - 416253	Train
10621	I	From now on, when operating the master controller don't forget to maintain anyone of the deadman devices pressed.		OK		Sithembile Xulu - 416253	Train
10622	A	Move "Master Controller (30A1)" handle to "Traction" zone position.		OK		Sithembile Xulu - 416253	Train
10623	R	Train starts to move.		OK		Sithembile Xulu - 416253	Train
10624	A	Keeping the Master's handle within traction zone, check that the train is capable to reach 25km/h.		OK		Sithembile Xulu - 416253	Train
10625	R	Verify that train reaches, but does not exceed the speed of 25km/h.		OK		Sithembile Xulu - 416253	Train
10626	I	On Backup mode, train speed is limited to 25km/h.		OK		Sithembile Xulu - 416253	Train
10627	A	Move "Master Controller (30A1)" handle to initial "Brake" zone position.		OK		Sithembile Xulu - 416253	Train

10628	I	Low brake effort demand is requested.		OK		Sithembile Xulu - 416253	Train
10629	R	Verify that the train starts to brake with a standard brake effort.		OK		Sithembile Xulu - 416253	Train
10630	A	Move "Master Controller (30A1)" handle to extreme "Brake" zone position (stop before achieving "Emergency Brake" position).		OK		Sithembile Xulu - 416253	Train
10631	I	High brake effort demand is requested.		OK		Sithembile Xulu - 416253	Train
10632	R	Verify that there wasn't an impact on train movement, and the brake demand was maintained.		OK		Sithembile Xulu - 416253	Train
10633	I	On Backup Mode, brake system considers a single brake demand and disregards master controller handle position within brake zone.		OK		Sithembile Xulu - 416253	Train
10634	R	Train stops.		OK		Sithembile Xulu - 416253	Train
10635	I	End of Test		OK		Sithembile Xulu - 416253	Train



Serial Tests Report TS211 – TFD RTR Train Functional Static Test Report	Document Reference GIB0000006244 Version: A0	Emission date 11/03/2024
---	--	-----------------------------



Serial Tests Report TS211 – TFD RTR Train Functional Static Test Report	Document Reference GIB0000006244 Version: A0	Emission date 11/03/2024
---	--	-----------------------------

Section 3 – Report summaries

3.2 Results status

Test Instruction Sheet	Compliant	Incomplete	Non-compliant
Dynamic	X		

Vehicle	Equipment	Expected version	Version loaded
Train			